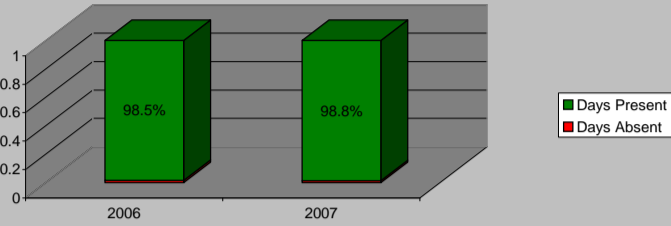


Values Added Through Schooling at Cedar College

- To promoting Godly character, honour and respect.
- To help each student gain a comprehension and command of the fundamental processes used in the basic areas of education.
- To produce an understanding, appreciation and responsibility for God's world.
- To teach and encourage the use of good study habits.
- To promote and implement high academic standards within the school setting.

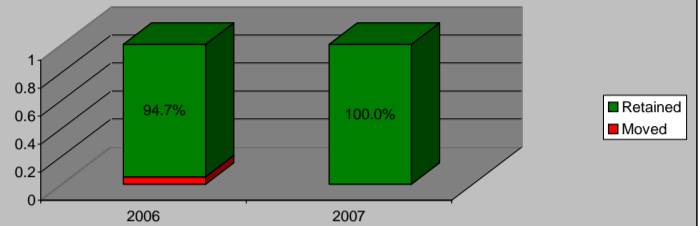
Teacher Attendance Rates



2006 Teaching Days Available = 5,217
2007 Teaching Days Available = 6,240

Sick Days Taken = 76
Sick Days Taken = 78

Teacher Retention Rates



Teaching Staff in 2005 = 19
Teaching Staff in 2006 = 32

Teaching Staff Returning in 2006 = 18
Teaching Staff Returning in 2007 = 32

2007 Teacher Qualifications

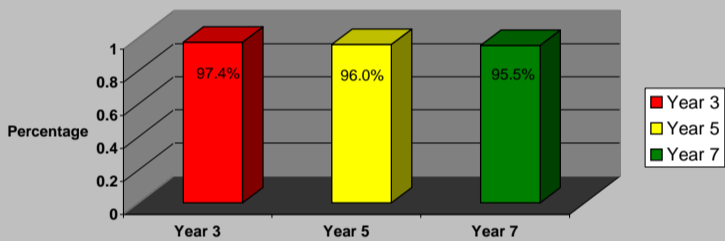
Bachelor of Arts in Communication Studies
Bachelor of Arts in Journalism
Bachelor of Arts in Accountancy
Bachelor of Arts in Early Childhood Education
Bachelor of Arts in Music
Bachelor of Education in Secondary Science
Bachelor of Education in Social Sciences, Maths
Bachelor of Education in Computing
Diploma in Physical Education
Diploma in Theology
Diploma in Education
Diploma in Information Studies
Diploma in Teaching
Graduate Diploma in Education
Graduate Diploma in Theology in Education
Masters Degree in Education
Masters Degree in Education (Psychology)
Masters Degree in Education (Special Ed)

2007 Professional Development

Expenditure on Professional Development \$ 10,010
Expenditure per Teaching Staff Member \$ 313

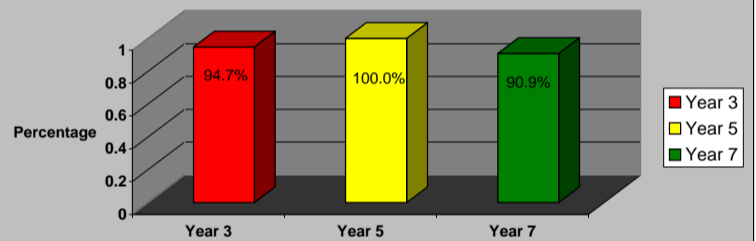
Included in this category are External Training Courses
In House Training
Relief Staff for Professional Development Days

2007 National Benchmark Results Percentage Achieving National Benchmark Literacy



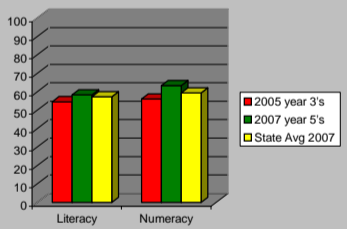
Over 95% of all students in years 3, 5 and 7 achieved or exceeded the National Benchmark Tests for Literacy

2007 National Benchmark Results Percentage Achieving National Benchmark Numeracy



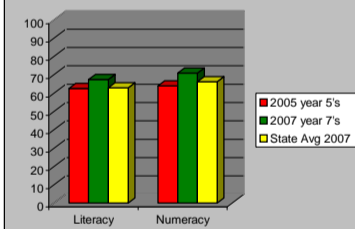
Over 90% of all students in years 3, 5 and 7 achieved or exceeded the National Benchmark Tests for Numeracy

2007 Year 5 Class Averages

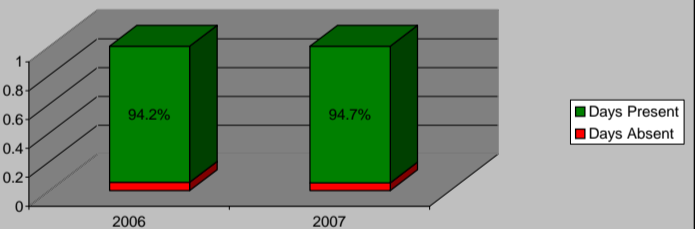


Cedar College's average was above the State average in all areas of Literacy and Numeracy testing

2007 Year 7 Class Averages



Student Attendance

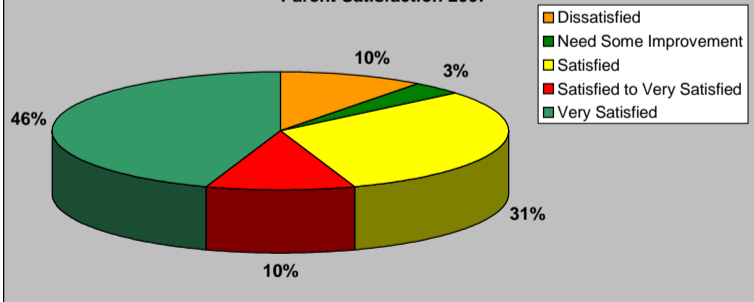


2006 Student Days Available = 55,738
2007 Student Days Available = 68,820

Sick Days Taken = 3,236.5
Sick Days Taken = 3,665

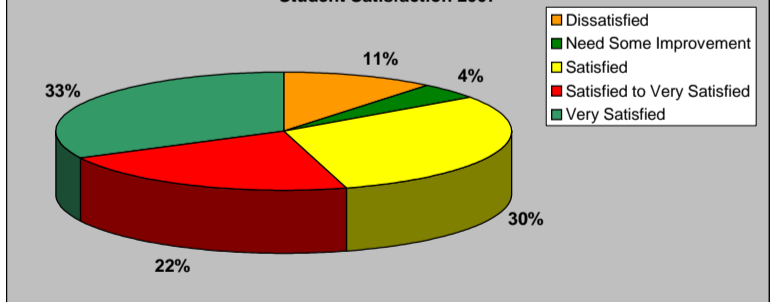
Further Student Performance data will be produced for the 2008 year particularly relating to High School performance.

Parent Satisfaction 2007



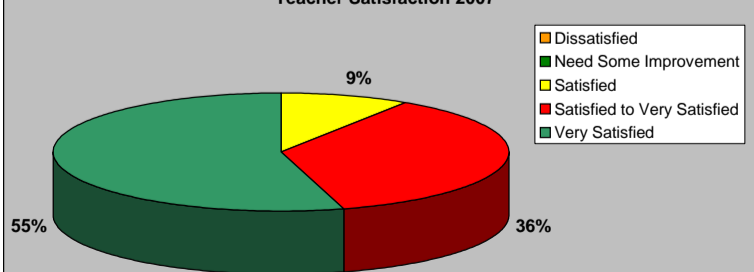
Based on responses received from parents. (13% return rate)
Greater than 85% of respondents show satisfaction with the College and Staff

Student Satisfaction 2007



Based on responses received from students. (13% return rate)
Greater than 84% of respondents show satisfaction with the College and Staff

Teacher Satisfaction 2007



Based on responses received from teachers.

Comments received from Parents are being reviewed as part of the continuous improvement process that Cedar College aims for.

Cedar College Enrolments

